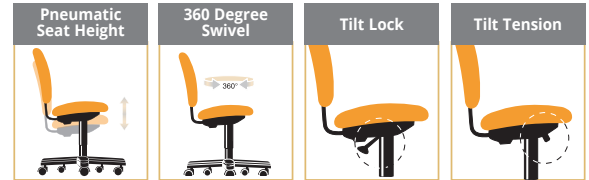


ARTESA COLLECTION MODEL NO. 11501 MESH, BASIC TASK CHAIR W/PAINTED METALLIC BASE & ARMS



CHAIR FUNCTIONS



Pneumatic Seat Height
Adjusts "up and down" seat height relative to the floor.


360 Degree Swivel
Allows seat "Rotation" in a full circle.

Tilt Lock
"Locks seat and back" in an upright position.

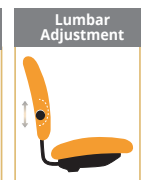
Tilt Tension
Allows user to adjust "resistance" with which chair reclines or tilts.



Swivel/Tilt Control
Places the "pivot point" directly above the base center and allows the user to lean back in a seated position.



Height/Width Adjustable Arms
Allows user to "adjust arms up and down, or in and out" within a set range to accommodate a variety of tasks.



Lumbar Adjustment
Allows user to "custom fit chair by adjusting lumbar" for optimum support and comfort.



Back Profile

DESCRIPTION

- Ergonomic adjustments
- Contemporary & stylish design
- Comfortable seating & lightweight construction
- Breathable mesh upholstery
- Greenguard Certified
- Ready-to-assemble
- UPS-able
- Environmentally friendly
- Weight Capacity (LBS): 275
- Product Weight (LBS): 36.40

DIMENSIONS

Overall: 25¾"W x 23½"D x 36⅞-40¾"H
Seat: 20"W x 19⅝"D x 17¾-21⅝"H
Cushion Fill Material: Foam

MATERIAL ATTRIBUTES

Mesh Back
Airmesh Seat Cushion
Painted Metallic Nylon Base & Arms
Plastic Casters

SHIPPING DETAILS

Carton Length: 23.25"
Carton Depth: 26"
Carton Height: 12.75"
Carton Weight (LBS): 36.40

UPHOLSTERY IN STOCK



BLK Black
Airmesh Seat
(EVO-MESH)

Last Updated: 01/2020



Ready to Assemble

Environmentally Friendly

OFFICESOURCE.COM